

# The Smile Book



Meet Ravi, his dad and...



Ways to take care of your mind on your journeys every day

# The Smile Book

Ways to take care of your mind on your journeys every day

A story developed and written by School Travel and Public Health at Brighton & Hove City Council, with the help of children, staff, parents and carers at schools and early years settings in Brighton & Hove, including Patcham Infant School, Fairlight Primary and Nursery School, Footsteps Day Nurseries and My First Friends Nursery.

First Published 2017  
Fifth Edition



Illustrated by Tuesdie Houlihan

© Tuesdie Houlihan and Brighton & Hove City Council

The development of this project is supported with funding from the Access Fund for Sustainable Travel from the Department for Transport, and from Public Health, Brighton & Hove City Council.

Look for the smiley faces hidden in the book!



Winner Best Sustainable Travel Initiative - Education,  
Modeshift National Sustainable Travel Awards 2019

**MODESHIFT**  
NATIONAL SUSTAINABLE TRAVEL AWARDS  
BEST SUSTAINABLE TRAVEL INITIATIVE - EDUCATION  
WINNER 2019





😊 There are 5 to find!



Speak and Sign



😊 There are 6 to find!



Move



6

😊 There are 7 to find!

7



Imagine and Play



8

☺ There are 4 to find!



I'm an Iguana!

9



Learn




10

😊 There are 8 to find!


11







Help someone else smile



Do you notice anything about the letters?











Speak, move, imagine, learn and enjoy  
Help someone else smile with you  
Speak, move, imagine, learn and enjoy  
These are the things you can do.



Draw, write or stick photos of  
things that make you smile!



# Ideas for parents and carers

Here are some ideas of things to do while reading the book:

1. Do you know what Suzie is signing on p.4? She's signing "smile!"
2. Speak about other signs you know or would like to learn.
3. Speak about what the people are doing on the bus and outside the bus.
4. Speak about the different forms of transport you can see.
5. Speak about the different animals in the book, and what they are doing.
6. Spot the smiles throughout the book. Where would you hide more smiles?
7. Speak about who you could talk to if you were worried about something.



1. Talk about the different ways Mickey is moving.
2. Talk about the different equipment in the park and how you can use them.
3. Which one is your favourite activity/way of moving and why?
4. Are there any you are still learning?
5. Put your favourite music on and dance together.
6. Take a trip outside and try out some of the ways Mickey and Ravi are moving.



1. What do you notice about the clouds? Can you see any clouds in the sky today?
2. Do they look like anything?
3. Play I-Spy with the book or with the things you can see around you.
4. Imagine what you would do if you were on the page with Immy.
5. There are lots of animals in the book, pretend to be one of them. What do you sound like? How do you move? What do you eat? Where do you live?
6. Immy has made a picture of a person out of leaves. Can you make some wild art using things you can find outside?



# Continued...

1. There are lots of smiley faces and different types of transport through the book, try spotting and counting them together.
2. Which skills are you learning to do at the moment?
3. What would you like to learn next?
4. What are the children in the book learning to do? (e.g. hopping, balancing, swinging etc.) Can you do any of these things?
5. What do you know about the nature and wildlife you can see in this book?
6. Talk about where you could go to learn more about nature and wildlife. You could plan a visit there together. Have you learnt anything new today?



1. Talk about which things in the book you enjoy doing - jumping in puddles, speaking with friends, moving in different ways, reading.
2. Talk about some of your favourite things - colour, food, book, song etc.
3. Talk about the 5 senses: what can you see, hear, smell, touch and taste at this moment?
4. What have you enjoyed doing today?
5. Talk about what or who has made you smile today.
6. What have been your best moments today?



1. How does Ravi help other people smile on p.16-17?
2. Have you ever done any of these things Ravi does? Which ones?
3. Can you think of any other ways you help people to smile?
4. Have you helped anyone smile today? What did you do?
5. See how many smiles you can spread by smiling at people you know and counting how many people smile back!



For more ideas of things you can do to help you SMILE with your child please see:

[www.brighton-hove.gov.uk/smile-project](http://www.brighton-hove.gov.uk/smile-project)



# The Smile Book

Ways to take care of your mind on your journeys every day

Speak, move, imagine, learn and enjoy

Help someone else smile with you

Speak, move, imagine, learn and enjoy

These are the things you can do!



The Smile Book was developed and written by School Travel and Public Health at Brighton & Hove City Council, with the help of children, staff, parents and carers at schools and early years settings in Brighton & Hove, including:

Patcham Infant School, Fairlight Primary and Nursery School,  
Footsteps Day Nurseries and My First Friends Nursery.



For more ideas of things you can do to help you SMILE with your child please see:

[www.brighton-hove.gov.uk/smile-project](http://www.brighton-hove.gov.uk/smile-project)